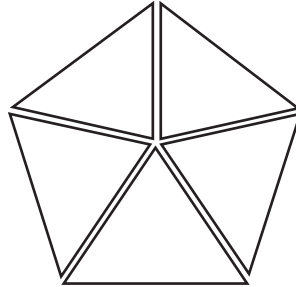




NAME _____ DATE _____

FRACTIONS MODEL EQUIVALENT TO WHOLE NUMBERS

Count the parts in the whole. Then choose the fraction for the whole.

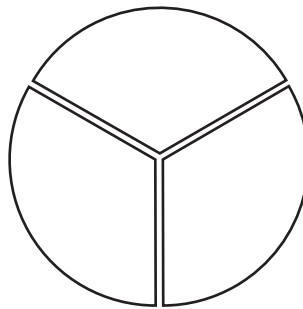


$\frac{1}{5}$

$\frac{5}{5}$

$\frac{3}{2}$

$\frac{5}{3}$

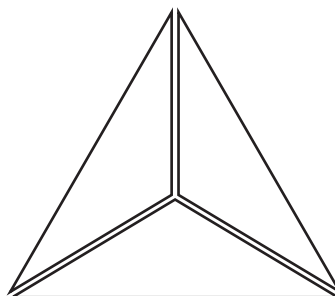


$\frac{3}{3}$

$\frac{2}{3}$

$\frac{3}{2}$

$\frac{4}{2}$



$\frac{3}{1}$

$\frac{3}{2}$

$\frac{3}{4}$

$\frac{3}{3}$